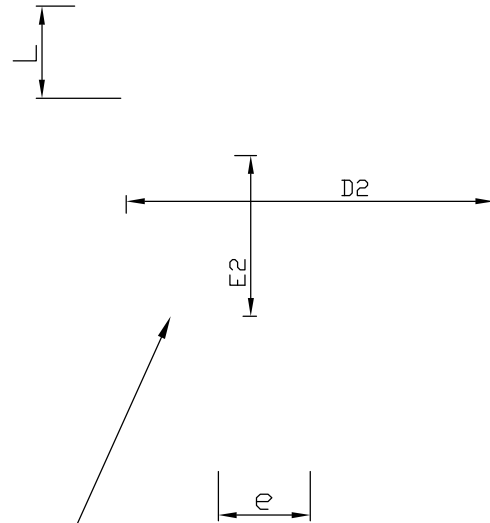
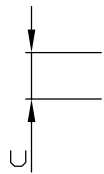


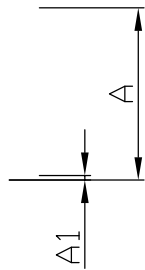
TOP VIEW



BOTTOM VIEW



SIDE VIEW



EXPOSED THERMAL
PAD ZONE

SYMBOL	MILLIMETER		
	MIN	NOM	MAX
A	0.70	0.75	0.80
A1	0	0.02	0.05
b	0.15	0.20	0.25

c	0.203REF		
D	1.90	2.00	2.10
D2	1.50	1.60	1.70

E	1.90	2.00	2.10
E2			
L	0.35	0.40	0.45

R			
---	--	--	--